



VANDA ZOLE® (metronidazole vaginal gel, 0.75%) FOR INTRAVAGINAL USE ONLY NOT FOR OPHTHALMIC, DERMAL, OR ORAL USE

* Known or previously unrecognized vaginal candidiasis may present more prominent symptoms during therapy with VANDA ZOLE. Approximately 10% of patients treated with VANDA ZOLE developed *Candida* vaginitis during or immediately after therapy. Additional uncommon events, reported by < 1% of those women treated with VANDA ZOLE included:

| | |
|-----------------------------|------------------------------------------------------------------------------------------------------------------------------------------------------------------------------------------------|
| <i>General:</i> | allergic reaction, back pain, flu syndrome, mucous membrane disorder, pain |
| <i>Gastrointestinal:</i> | anorexia, constipation, dyspepsia, flatulence, gingivitis, vomiting |
| <i>Nervous System:</i> | depression, dizziness, insomnia |
| <i>Respiratory System:</i> | asthma, rhinitis |
| <i>Skin and Appendages:</i> | acne, sweating, urticaria |
| <i>Urogenital System:</i> | breast enlargement, dysuria, female lactation, labial edema, leukorrhea, menorrhagia, pyelonephritis, seborrheic, urinary frequency, urinary tract infection, vaginitis, vulvovaginal disorder |

6.2 Other Metronidazole Formulations

Other Vaginal Formulations
Other reactions that have been reported in association with the use of other formulations of metronidazole vaginal gel include: unusual taste and decreased appetite.

Topical (Genital) Formulations
Other reactions that have been reported in association with the use of topical (genital) formulations of metronidazole include skin irritation (transient skin erythema, and mild skin dryness and burning). None of these adverse reactions exceeded an incidence of 2% of patients.

Oral and Parenteral Formulations
The following adverse reactions and altered laboratory tests have been reported with the oral or parenteral use of metronidazole: **Cardiovascular:** Flattening of the T-wave may be seen in electrocardiographic tracings.

Nervous System: The most serious adverse reactions reported in patients treated with metronidazole have been convulsive seizures, encephalopathy, aseptic meningitis, optic and peripheral neuropathy, the latter characterized mainly by numbness or paresthesia of an extremity. In addition, patients have reported syncope, vertigo, incoordination, ataxia, confusion, dysarthria, irritability, depression, weakness, and insomnia. [see *Warnings and Precautions* (5.7)].

Gastrointestinal: Abdominal discomfort, nausea, vomiting, diarrhea, an unpleasant metallic taste, anorexia, epigastric distress, abdominal cramping, constipation, "furry" tongue, glossitis, stomatitis, parotitis, and modification of taste of alcoholic beverages.

Genitourinary: Overgrowth of *Candida* in the vagina, dyspareunia, decreased libido, proctitis.

Hematologic: Reversible neutropenia, reversible thrombocytopenia.

Hypersensitivity Reactions: Urticaria, erythematous rash; Stevens-Johnson Syndrome, toxic epidermal necrolysis; flushing; nasal congestion; dryness of the mouth, vagina, or vulva; fever; pruritus; fleeting joint pains [see *Contraindications* (4.1)].

Renal: Dysuria, cystitis, polyuria, incontinence, a sense of pelvic pressure, darkened urine.

7. DRUG INTERACTIONS

The intravaginal administration of a single 5 gram dose of VANDA ZOLE results in relatively low mean systemic exposure to metronidazole that is approximately 2% to 3% of that achieved following a 500 mg oral dose of metronidazole [see *Clinical Pharmacology* (12.3)]. The following drug interactions were reported for oral metronidazole.

7.1 Disulfiram
Use of oral metronidazole has been associated with psychotropic reactions in alcoholic patients who are using disulfiram concurrently. VANDA ZOLE should not be used by patients who have taken disulfiram within the last two weeks [see *Contraindications* (4.2)].

7.2 Alcoholic Beverages
Use of oral metronidazole has been associated with a disulfiram-like reaction (abdominal cramps, nausea, vomiting, headaches, and flushing) to alcohol. Alcoholic beverages and preparations containing ethanol or propylene glycol should not be consumed during and for at least three days after VANDA ZOLE therapy [see *Contraindications* (4.3)].

7.3 Coumatin and Other Oral Anticoagulants
Use of oral metronidazole has been reported to potentiate the anticoagulant effect of warfarin and other coumatin anticoagulants, resulting in a prolongation of prothrombin time. This possible drug interaction should be considered when VANDA ZOLE is prescribed for patients on this type of anticoagulant therapy. In patients on oral anticoagulants, consider monitoring prothrombin time, international normalized ratio (INR), and other coagulation parameters while on VANDA ZOLE.

7.4 Lithium
Short-term use of oral metronidazole has been associated with elevation of serum lithium concentrations and, in a few cases signs of lithium toxicity in patients stabilized on relatively high doses of lithium. Use VANDA ZOLE with caution in patients treated with lithium and consider monitoring lithium serum concentrations while on VANDA ZOLE.

have been reported in patients treated with oral or intravenous metronidazole. Discontinue promptly if abnormal neurologic signs develop. (5.1)

• **Carcinogenicity in Animals:** Metronidazole has been shown to be carcinogenic in mice and rats. VANDA ZOLE use should be avoided (5.2, 13.1)

• **Interference with laboratory tests:** Metronidazole may interfere with certain serum chemistry laboratory values (5.3)

ADVERSE REACTIONS ---
Adverse reactions occurring in ≥ 1% of patients are: fungal infection, headache, pruritus, abdominal pain, nausea, dysmenorrhea, pharyngitis, rash, infection, diarrhea, breast pain, and metrorrhagia. (6.1)

TO REPORT SUSPECTED ADVERSE REACTIONS, CONTACT TEVA USA, PHARMACOLOGY/SALES at 1-888-838-2872, X6351 or drug_safety@tevausa.com or FDA at 1-800-FDA-1088 or www.fda.gov/medwatch.

DRUG INTERACTIONS ---
History of hypersensitivity to metronidazole, other nitroimidazole derivatives or parabens (4)

• **Disulfiram:** Psychotropic reactions have been reported with disulfiram and oral metronidazole; do not administer concurrently with or within the last 2 weeks of disulfiram (4.2, 7.1).

• **Alcohol:** Disulfiram-like reactions to alcohol have been reported with oral metronidazole; do not consume alcohol during and for at least three days following treatment (4.3, 7.2)

• **Nursing Mothers:** Caution should be exercised when administered to a nursing woman (8.3).

See 17 FOR PATIENT COUNSELING INFORMATION AND FDA-Approved Patient Labeling.

Revised: 01/2011

FULL PRESCRIBING INFORMATION AND INDICATIONS*

1 INDICATIONS AND USAGE

2 DOSAGE AND ADMINISTRATION

3 DOSAGE FORMS AND STRENGTHS

4 CONTRAINDICATIONS

4.1 Hypersensitivity

4.2 Psychotropic Reaction with Disulfiram

4.3 Interaction with Alcohol

5 WARNINGS AND PRECAUTIONS

5.1 Central and Peripheral Nervous System Effects

5.2 Carcinogenicity in Animals

5.3 Interference with Laboratory Tests

6 ADVERSE REACTIONS

6.1 Clinical Trials Experience

6.2 Other Metronidazole Formulations

7 DRUG INTERACTIONS

7.1 Disulfiram

7.2 Alcoholic Beverages

7.3 Coumatin and Other Oral Anticoagulants

7.4 Lithium

7.5 Chelation

8 USE IN SPECIFIC POPULATIONS

8.1 Pregnancy

8.3 Nursing Mothers

8.4 Pediatric Use

8.5 Geriatric Use

10 OVERDOSAGE

11 DESCRIPTION

12 CLINICAL PHARMACOLOGY

12.1 Mechanism of Action

12.2 Pharmacokinetics

12.4 Microbiology

13 NONCLINICAL TOXICOLOGY

13.1 Carcinogenesis, Mutagenesis, Impairment of Fertility

14 CLINICAL STUDIES

16 HOW SUPPLIED/STORAGE AND HANDLING

17 PATIENT COUNSELING INFORMATION

17.1 Interaction with Alcohol

17.2 Drug Interactions

17.3 Vaginal Intercourse and Use with Vaginal Products

17.4 Fungal Vaginal Infections

17.5 Human Milk Feeding

17.6 Accidental Exposure to the Eye

17.7 Vaginal Irritation

17.8 Administration of Drug

PATIENT INSTRUCTION FOR USE

*Sections or subsections omitted from the full prescribing information are not listed.

FULL PRESCRIBING INFORMATION

INDICATIONS AND USAGE
VANDA ZOLE is indicated in the treatment of bacterial vaginosis (formerly referred to as *Haemophilus* vaginitis, *Gardnerella* vaginitis, nonspecific vaginitis, *Corynebacterium* vaginitis, or anaerobic vaginosis) in non-pregnant women.

2 DOSAGE AND ADMINISTRATION
The recommended dose is one applicator full of VANDA ZOLE (approximately 5 grams of gel containing approximately 37.5 mg of metronidazole) administered intravaginally once a day for 5 days. For once a day dosing, VANDA ZOLE should be administered at bedtime [see *Patient Counseling Information* (17.4)].

Not for ophthalmic, dermal, or oral use.

3 DOSAGE FORMS AND STRENGTHS
VANDA ZOLE is a vaginal gel 0.75% in a 70 g tube with 5 vaginal applicators (each applicator delivers approximately 5 g of gel containing 37.5 mg of metronidazole).

4 CONTRAINDICATIONS

4.1 Hypersensitivity
The use of VANDA ZOLE is contraindicated in patients with a history of hypersensitivity to metronidazole, other nitroimidazole derivatives, or parabens. Reported reactions include urticaria, erythematous rash, Stevens-Johnson Syndrome, toxic epidermal necrolysis, flushing, nasal congestion, dryness of the mouth, vagina, or vulva, fever, pruritus, fleeting joint pains [see *Adverse Reactions* (6.2)].

4.2 Psychotic Reaction with Disulfiram
Use of oral metronidazole is associated with psychotic reactions in alcoholic patients who were using disulfiram concurrently. Do not administer VANDA ZOLE to patients who have taken disulfiram within the last two weeks [see *Adverse Reactions* (6.2)].

4.3 Interaction with Alcohol
Use of oral metronidazole is associated with a disulfiram-like reaction to alcohol, including abdominal cramps, nausea, vomiting, headaches, and flushing [see *Adverse Reactions* (6.2)]. Discontinue alcohol consumption during and for at least three days after therapy with VANDA ZOLE.

5 WARNINGS AND PRECAUTIONS

5.1 Central and Peripheral Nervous System Effects
Use of oral or intravenous metronidazole is associated with convulsive seizures, encephalopathy, aseptic meningitis, optic and peripheral neuropathy, the latter characterized mainly by numbness or paresthesia of an extremity [see *Adverse Reactions* (6.2)]. VANDA ZOLE should be administered with caution to patients with central nervous system diseases. Discontinue VANDA ZOLE promptly if a patient develops abnormal neurologic signs.

5.2 Carcinogenicity in Animals
Metronidazole has been shown to be carcinogenic in mice and rats [see *Carcinogenesis, Mutagenesis, Impairment of Fertility* (13.1)]. Unnecessary use of metronidazole should be avoided. Use of VANDA ZOLE should be reserved for the treatment of bacterial vaginosis [see *Indications and Usage* (1)].

5.3 Interference with Laboratory Tests
Metronidazole may interfere with certain types of determinations of serum chemistry values, such as aspartate aminotransferase (AST, SGOT), alanine aminotransferase (ALT, SGPT), lactate dehydrogenase (LDH), triglycerides, and glucose hexokinase. Values of zero may be observed. All of the assays in which interference has been reported involve enzymatic coupling of the assay to oxidation-reduction of nicotinamide-adenine dinucleotides (NAD+ +MDH). Interference is due to the similarity in absorbance peaks of NADH (340 nm) and metronidazole (322 nm) at pH 7. Consider postponing chemistry laboratory tests to after treatment with VANDA ZOLE.

6 ADVERSE REACTIONS

6.1 Clinical Trials Experience
Because clinical trials are conducted under widely varying conditions, adverse reaction rates observed in the clinical trials of a drug cannot be directly compared to rates in the clinical trials of another drug and may not reflect the rates observed in practice.

The data described below reflect exposure to VANDA ZOLE compared to another formulation of vaginal metronidazole in 220 women in a single trial. The population was non-pregnant females (age range 18 to 72 years, the mean was 33 years, +/- 11 years) with bacterial vaginosis. The racial demographic of those enrolled was 71 (32%) of White, 143 (65%) of Black, 34 (14%) of Hispanic, 2 (1%) of Asian, and 1 (0%) of other. Patients administered an applicator full of VANDA ZOLE intravaginally once daily at bedtime for 5 days.

There were no deaths or serious adverse reactions related to drug therapy in the clinical trial. VANDA ZOLE was discontinued in 5 patients (2.3%) due to adverse reactions.


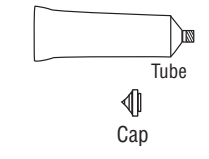
The incidence of all adverse reactions in VANDA ZOLE-treated patients was 42% (92/220). Adverse reactions occurring in ≥ 1% of patients were: fungal infection* (12%), headache (7%), pruritus (6%), abdominal pain (5%), nausea (3%), dysmenorrhea (3%), pharyngitis (2%), rash (1%), infection (1%), diarrhea (1%), breast pain (1%), and metrorrhagia (1%).

PATIENT INSTRUCTIONS FOR USE VANDA ZOLE® (van-DA-zole) (metronidazole vaginal gel, 0.75%)


For vaginal use only. Do not put VANDA ZOLE in your eyes, mouth, or on your skin.

Read this Patient Instructions for Use before you start using VANDA ZOLE. This leaflet does not take the place of talking with your healthcare provider about your medical condition or your treatment.


Instructions for use:



Applicator



Barrel



Plunger

- 1. Filling the applicator
- Remove the cap and puncture the metal seal on the tube with the pointed tip of the cap. (See Figure A)

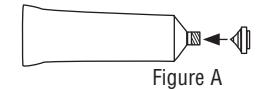


Figure A

- Screw the end of applicator onto the tube. (See Figure B)

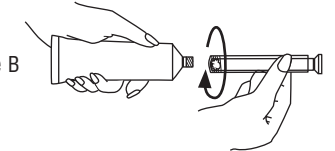


Figure B

- Slowly squeeze the gel out of tube and into the applicator. The plunger will stop when the applicator is full. (See Figure C)

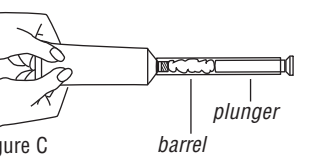


Figure C

- Unscrew the applicator and replace the cap on the tube.

7.5

Cimetidine
Use of oral metronidazole with cimetidine may prolong the half-life and decrease plasma clearance of metronidazole. No dose adjustment of VANDAZOLE® is necessary.

8

USE IN SPECIFIC POPULATIONS

8.1 Pregnancy

Pregnancy Category B
VANDAZOLE should be used during pregnancy only if clearly needed. There are no adequate and well-controlled studies in pregnant women.

There are published data from case-control studies, cohort studies, and two meta-analyses that include more than 5000 pregnant women who used metronidazole systemically during pregnancy. Many studies included first trimester exposures. One study showed an increased risk of cleft lip with or without cleft palate, in infants exposed to metronidazole in-utero; however, these findings were not confirmed. In addition, more than ten randomized, placebo-controlled clinical trials enrolled more than 5000 pregnant women to assess the use of systemic antibiotic treatment (including metronidazole) for bacterial vaginosis on the incidence of preterm delivery. Most studies did not show an increased risk for congenital anomalies or other adverse fetal outcomes following metronidazole exposure during pregnancy. Three studies conducted to assess the risk of infant cancer following systemic metronidazole exposure during pregnancy did not show an increased risk; however, the ability of these studies to detect such a signal was limited.

Oral reproductive toxicity studies have been performed in mice at doses up to six times the recommended human dose based on body surface area comparisons and have revealed no evidence of impaired fertility or harm to the fetus. However, in a single small study where the drug was administered intraperitoneally, some intrauterine deaths were observed.

Animal studies have shown that metronidazole crosses the placental barrier and enters the fetal circulation rapidly. Because animal reproduction studies are not always predictive of human response, and because metronidazole crosses the placental barrier and is a carcinogen in rodents, this drug should be used during pregnancy only if clearly needed.

8.3 Nursing Mothers

Caution should be exercised when VANDAZOLE is administered to a nursing woman. Following oral metronidazole administration, concentrations of metronidazole in human milk are similar to concentrations in plasma. Since some metronidazole is systemically absorbed following vaginal administration of metronidazole, excretion in human milk is possible.

Because of the potential for tumorigenicity shown for metronidazole in animal studies, a decision should be made whether to discontinue nursing or to discontinue VANDAZOLE, taking into account the importance of the therapy to the mother. A nursing mother may choose to pump and discard her milk for the duration of VANDAZOLE therapy, and for 24 hours after therapy ends and feed her infant stored human milk or formula.

8.4 Pediatric Use

The safety and efficacy of VANDAZOLE in the treatment of bacterial vaginosis in post-menarchal females have been established on the extrapolation of clinical trial data from adult women. The safety and efficacy of VANDAZOLE in pre-menarchal females have not been established.

8.5 Geriatric Use

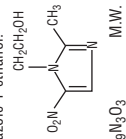
Clinical studies with VANDAZOLE did not include sufficient numbers of subjects 65 years of age or older to determine whether they respond differently than younger subjects. Other reported clinical experience in using metronidazole gel, 1% has not identified differences in responses between elderly and younger patients.

10 OVERDOSAGE

There is no human experience with overdosage of metronidazole vaginal gel. Vaginally applied metronidazole gel, 0.75% could be absorbed in sufficient amounts to produce systemic effects [see *Warnings and Precautions (9) and Adverse Reactions (6.2)*].

11 DESCRIPTION

VANDAZOLE (metronidazole vaginal gel, 0.75%) is the vaginal dosage form of the nitroimidazole antimicrobial metronidazole at a concentration of 0.75%. Chemically, metronidazole is a 2-methyl-5-nitroimidazole-1-ethanol.



C₈H₁₀N₂O₃ M.W. 171.16

VANDAZOLE is a colorless to yellow gel, containing metronidazole at a concentration of 7.5 mg/g (0.75%). The gel also contains edetate disodium, hypromellose, methylparaben, propylene glycol, propylparaben, purified water, and sodium hydroxide (to adjust pH).

Each applicator full of 5 grams of vaginal gel contains approximately 37.5 mg of metronidazole.

12 CLINICAL PHARMACOLOGY

12.1 Mechanism of Action

Metronidazole is an antibacterial drug [see *Clinical Pharmacology, Microbiology (12.4)*].

12.3 Pharmacokinetics

Healthy Subjects

Following a single, intravaginal 5 gram dose of metronidazole vaginal gel (equivalent to 37.5 mg of metronidazole) to

38 healthy female subjects, a mean maximum serum metronidazole concentration of 281 ng/mL was reported (range: 134 to 464 ng/mL). The average time to achieve this C_{max} was 9.5 hours (range: 4 to 17 hours) after dosing with metronidazole vaginal gel. This C_{max} is approximately 2% of the mean maximum serum concentration reported in healthy subjects administered a single, oral 500 mg dose of metronidazole (mean C_{max} = 12,789 ng/mL).

The extent of exposure (area under the curve [AUC]) of metronidazole, when administered as a single intravaginal 5 gram dose of metronidazole vaginal gel (equivalent to 37.5 mg of metronidazole), was 5,989 ng•hr/mL (range: 2,797 to 10,515 ng•hr/mL). This AUC_{0-∞} is approximately 5% of the reported AUC of metronidazole following a single oral 500 mg dose of metronidazole approximately 123,000 ng•hr/mL.

Patients with Bacterial Vaginosis

Following single and multiple 5 gram doses of a similar metronidazole vaginal gel product to 4 patients with bacterial vaginosis, a mean maximum serum metronidazole concentration of 214 ng/mL on day one and 294 ng/mL (range: 228 to 349 ng/mL) on day five were reported. Steady state metronidazole serum concentrations following oral dosages of 400 to 500 mg BID have been reported to range from 6,000 to 20,000 ng/mL.

12.4 Microbiology

Mechanism of Action

The intracellular targets of action of metronidazole on anaerobes are largely unknown. The 5-nitro group of metronidazole is reduced by metabolically active anaerobes, and studies have demonstrated that the reduced form of the drug interacts with bacterial DNA. However, it is not clear whether interaction with DNA alone is an important component in the bactericidal action of metronidazole on anaerobic organisms.

Activity *In Vitro*

Metronidazole is an antibacterial agent active *in vitro* against most strains of the following organisms that have been reported to be associated with bacterial vaginosis:

Bacteroides spp.

Gardnerella vaginalis

Mobilium spp.

Peptostreptococcus spp.

Standard methodology for the susceptibility testing of the potential bacterial vaginosis pathogens, *Gardnerella vaginalis* and *Mobilium* spp., has not been defined. Culture and sensitivity testing of bacteria are not routinely performed to establish the diagnosis of bacterial vaginosis [see *Clinical Studies (14)*].

13 NONCLINICAL TOXICOLOGY

13.1 Carcinogenesis, Mutagenesis, Impairment of Fertility

Metronidazole has shown evidence of carcinogenic activity after chronic oral administration in mice and rats. Pulmonary tumors and lymphomas were reported in several oral mouse studies in which mice were dosed at 75 mg/kg and above (about 5 times the clinical human dose based on body surface area comparison). Malignant liver tumors were reported in a male mouse dosed at doses equivalent to a human dose of 41 mg/kg/day (33 times the recommended clinical dose based on body surface area comparisons). Chronic oral dosing of metronidazole in rats at doses above 150 mg/kg (about 20 times the clinical human dose based on body surface area comparison) has resulted in mammary and hepatic tumors, two lifetime tumorigenicity studies in hamsters have been performed and reported to be negative. Although no life-time studies were performed to evaluate the carcinogenic potential of VANDAZOLE (metronidazole vaginal gel, 0.75%), published data have shown that intravaginal administration of metronidazole to Wistar rats for 5 days, at doses 26 times the recommended human dose based on body surface area comparisons, has resulted in an increased frequency of micronuclei in rat vaginal mucosal cells.

Metronidazole has shown mutagenic activity in a number of *in vitro* assay systems. In addition, a dose dependent increase in the frequency of micronuclei was observed in mice after intraperitoneal injections. An increase in chromosome aberrations has been reported in one study of patients with Crohn's disease who were treated with 200 to 1200 mg/day of metronidazole for 1 to 24 months. However, in a second study, no increase in chromosome aberrations was reported in patients with Crohn's disease who were treated with metronidazole for 8 months.

Fertility studies have been performed in mice up to six times the recommended human oral dose (based on mg/m²) and have revealed no evidence of impaired fertility.

14 CLINICAL STUDIES

A single, randomized, double-blind, active-controlled clinical trial was conducted to evaluate the efficacy of VANDAZOLE for the treatment of bacterial vaginosis. A clinical diagnosis of bacterial vaginosis was defined by the presence of a homogeneous vaginal discharge that (a) has a pH of greater than 4.5, (b) emits a "fishy" amine odor when mixed with a 10% KOH solution, and (c) contains clue cells on microscopic examination.

Gram's stain results consistent with a diagnosis of bacterial vaginosis include (a) markedly reduced or absent *Lactobacillus* morphology, (b) predominance of *Gardnerella* morphology, and (c) absent or few white blood cells. Non-pregnant females at least 18 years of age were randomized to receive treatment with either VANDAZOLE or another formulation of metronidazole vaginal gel, 0.75% once daily at bedtime for 5 days. The modified intent-to-treat population (patients who received study medication and had a Nugent score ≥ 4) consisted of 229 VANDAZOLE patients and 243 patients treated with another vaginal formulation of metronidazole. Therapeutic Cure defined as a clinical cure and Nugent score < 4 was assessed Day 22-31. Table 1 shows the therapeutic, clinical and Nugent score cure rates in this trial. The therapeutic cure rate was 42.8% for VANDAZOLE group and 30.9% for the comparator group (95% confidence interval about the 11.9% difference in therapeutic cure rate: 2.8% to 21.0%).

Table 1 Efficacy of Vandazole for the Treatment of Bacterial Vaginosis in a Randomized, Double-Blind Active Controlled Study*

| Outcome | Vandazole n = 229 | Active Control n = 243 | Treatment Difference (%) [95% Confidence Interval] |
|------------------|----------------------|------------------------------|-------------------------------------------------------|
| % Cure | 42.8 | 30.9 | 11.9 [2.8, 21.0] |
| Therapeutic Cure | 52.4 | 45.3 | 7.1 [-2.3, 16.5] |
| Clinical Cure | 52.0 | 41.1 | 10.9 [1.5, 20.3] |
| Nugent Score | | | |

* A Modified intent-to-treat population

16 HOW SUPPLIED/STORAGE AND HANDLING

VANDAZOLE (metronidazole vaginal gel, 0.75%) is supplied in a 70 gram tube and packaged with 5 vaginal applicators.

Store at 20° to 25°C (68° to 77°F). [See USP Controlled Room Temperature]. Avoid exposure to extreme heat or cold. Protect from freezing.

17 PATIENT COUNSELING INFORMATION

17.1 Interaction with Alcohol

Instruct the patient not to consume alcoholic beverages and preparations containing ethanol or propylene glycol during and for at least 3 days after treatment with VANDAZOLE [see *Contraindications (4.3) and Drug Interactions (7.2)*].

17.2 Drug Interactions

Instruct the patient not to use VANDAZOLE if disulfiram had been used within the last two weeks [see *Contraindications (4.2)*], and to inform their healthcare provider if they are taking oral anticoagulants, or lithium [see *Drug Interactions (7.3, 7.4)*].

17.3 Vaginal Intercourse and Use with Vaginal Products
Instruct the patient not to engage in vaginal intercourse, or use other vaginal products (such as tampons or douches) during treatment with VANDAZOLE.

17.4 Fungal Vaginal Infections

Inform the patient that vaginal fungal infections can occur following use of VANDAZOLE and may require treatment with an antifungal drug [see *Adverse Reactions (6.7)*].

17.5 Human Milk Feeding

Advise women that they may consider discontinuing milk feeding or pump and discard their milk during treatment and for 24 hours after the last dose of VANDAZOLE [see *Use in Specific Populations (8.3)*].

17.6 Accidental Exposure to the Eye

Inform the patient that VANDAZOLE contains ingredients that may cause burning and irritation of the eye. In the event of accidental contact with the eye, rinse the eye with copious amounts of cool tap water and consult a healthcare provider.

17.7 Vaginal Irritation

Inform the patient to discontinue use and consult a healthcare provider if vaginal irritation occurs with use of VANDAZOLE.

17.8 Administration of Drug

Instruct the patient that VANDAZOLE (metronidazole vaginal gel, 0.75%) is supplied with 5 vaginal applicators. For once daily dosing, one applicator should be used per dose.

DIRECTIONS FOR USE for complete instructions on how to use the product and the vaginal applicator.

US Patent No. 7,456,207

Manufactured For:
UP-SHER-SMITH LABORATORIES, INC.
Minneapolis, MN 55447

Rev. F.1/2011

2. Inserting the applicator

- You can insert the applicator into your vagina:
 - while you lie on your back with your knees bent or
 - in any position that is comfortable for you
- Hold the filled applicator by the barrel, and gently insert into your vagina as far as it will comfortably go. (See Figure D)

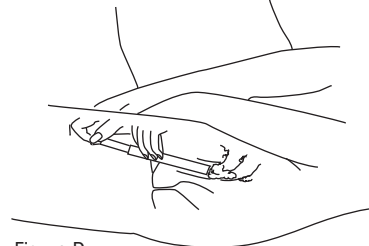


Figure D

- Slowly push the plunger in until all of the gel goes into your vagina (See Figure D).
- Take the empty applicator out of your vagina.

3. Care of the applicator

This product comes with 5 vaginal applicators.

- After use, throw away the empty applicator in the trash.

While you use VANDAZOLE® you should not have vaginal intercourse or use other vaginal products (such as tampons or douches).

If vaginal irritation develops when you use VANDAZOLE, discontinue use and consult your healthcare provider.

If you get VANDAZOLE in your eye, rinse your eye with cool tap water and consult a healthcare provider.

How should I store VANDAZOLE?

- Store VANDAZOLE at 68°F to 77°F (20°C to 25°C).
- Avoid exposure to extreme heat or cold. Avoid freezing VANDAZOLE.
- Keep this and all medicines out of reach of children.

Rx only

Manufactured For:
UP-SHER-SMITH LABORATORIES, INC.
Minneapolis, MN 55447

Rev. C 12/2010